

cifre  
cerámica

# Series **Timeless**

15x17 / 6"x7"

7,5x30 / 3"x12"

6,5x33,2 / 3"x13"



Ctra. Vila-real Km. 10 - 12200 Onda. Castellón. Apdo. Correos N°350 CP\_12540 - Vilar-real. Castellón.

☎Tel./Phone +34 964 506 696 - Fax +34 964 521 593. email: cifre@cifreceramica.com www.cifreceramica.com

**15x17 / 6"x7"**



**BLACK MATE 15X17 N-PLUS**  
G.11 | MATT | Neutral Body



**GREY MATE 15X17 N-PLUS**  
G.11 | MATT | Neutral Body



**IVORY MATE 15X17 N-PLUS**  
G.11 | MATT | Neutral Body



**JADE MATE 15X17 N-PLUS**  
G.11 | MATT | Neutral Body



**MARINE MATE 15X17 N-PLUS**  
G.11 | MATT | Neutral Body



**PEARL MATE 15X17 N-PLUS**  
G.11 | MATT | Neutral Body



**TAUPE MATE 15X17 N-PLUS**  
G.11 | MATT | Neutral Body



**WHITE MATE 15X17 N-PLUS**  
G.11 | MATT | Neutral Body

**7,5x30 / 3"x12"**



**BLACK MATE 7,5X30**  
G.125 | MATT | White body



**GREY MATE 7,5X30**  
G.125 | MATT | White body



**IVORY MATE 7,5X30**  
G.125 | MATT | White body



**JADE MATE 7,5X30**  
G.125 | MATT | White body




**MARINE MATE 7,5X30**  
G.125 | MATT | White body



**PEARL MATE 7,5X30**  
G.125 | MATT | White body



**TAUPE MATE 7,5X30**  
G.125 | MATT | White body



**WHITE MATE 7,5X30**  
G.125 | MATT | White body


**6,5x33,2 / 3"x13"**



**PICKET BLACK MATE 6,5X33,2**  
G.47 | MATT | White body



**PICKET GREY MATE 6,5X33,2**  
G.47 | MATT | White body



**PICKET IVORY MATE 6,5X33,2**  
G.47 | MATT | White body



**PICKET JADE MATE 6,5X33,2**  
G.47 | MATT | White body



**PICKET MARINE MATE 6,5X33,2**  
G.47 | MATT | White body



**PICKET PEARL MATE 6,5X33,2**  
G.47 | MATT | White body



**PICKET TAUPE MATE 6,5X33,2**  
G.47 | MATT | White body




**PICKET WHITE MATE 6,5X33,2**  
G.47 | MATT | White body

**1,5x30 / 1"x12"**



**QUARTER ROUND PEARL MATE**  
**1,5X30**  
SP2009 | MATT |



**QUARTER ROUND WHITE MATE**  
**1,5X30**  
SP2009 | MATT |



**QUARTER ROUND BLACK MATE**  
**1,5X30**  
SP2009 | MATT |



**QUARTER ROUND IVORY MATE**  
**1,5X30**  
SP2009 | MATT |



**QUARTER ROUND GREY MATE 1,5X30**  
SP2009 | MATT |



**QUARTER ROUND MARINE MATE**  
**1,5X30**  
SP2009 | MATT |



**QUARTER ROUND TAUPE MATE**  
**1,5X30**  
SP2009 | MATT |



**QUARTER ROUND JADE MATE 1,5X30**  
SP2009 | MATT |

**Gallery**







